

Smarter giving. Greater good.



---

# 2015 Membership Profile

# Contents

---

- Philanthropy Network Membership Snapshot
- Organization Membership Profile
- Programs and Engagement

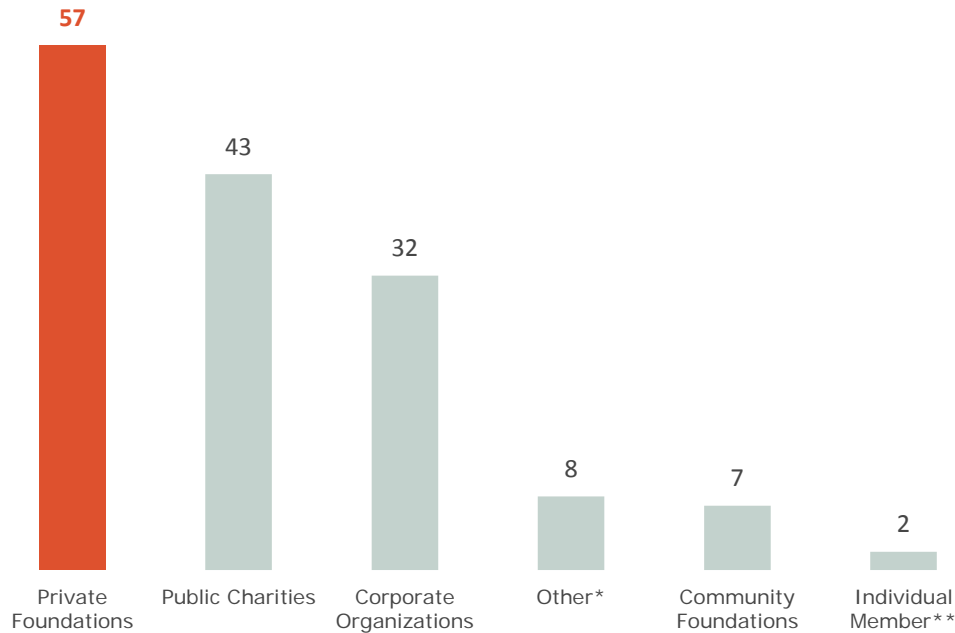
# Philanthropy Network Membership Snapshot

---

- In 2015, Philanthropy Network's membership was comprised of **149 grantmaking organizations**
- From these organizations, **981 staff and trustees/board members** held active Philanthropy Network accounts
- Member **attendance totaled 1,121** at Philanthropy Network's **52 events**
- Members participated in **9 Funder Groups**

# Organization Membership Profile

## Membership by Funder Type



\* Includes Operating Foundations, Wealth Advisors/Family Offices, and Professional Service Providers

\*\* Indicates an individual donor holding a Philanthropy Network membership

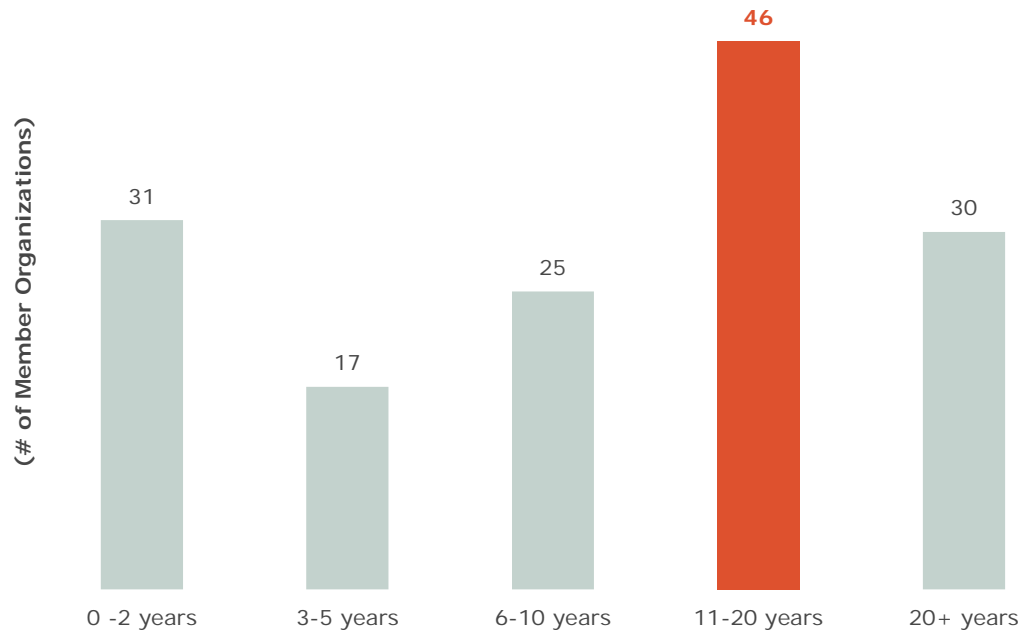
## 2015 Membership Breakdown:

- **38%** Private Foundations; among 57 organizations:
  - **25** are Family Foundations
  - **32** are Independent Foundations
- **29%** Grantmaking Public Charities
- **21%** Corporate Organizations

# Organization Membership Profile

## Philanthropy Network Member Longevity:

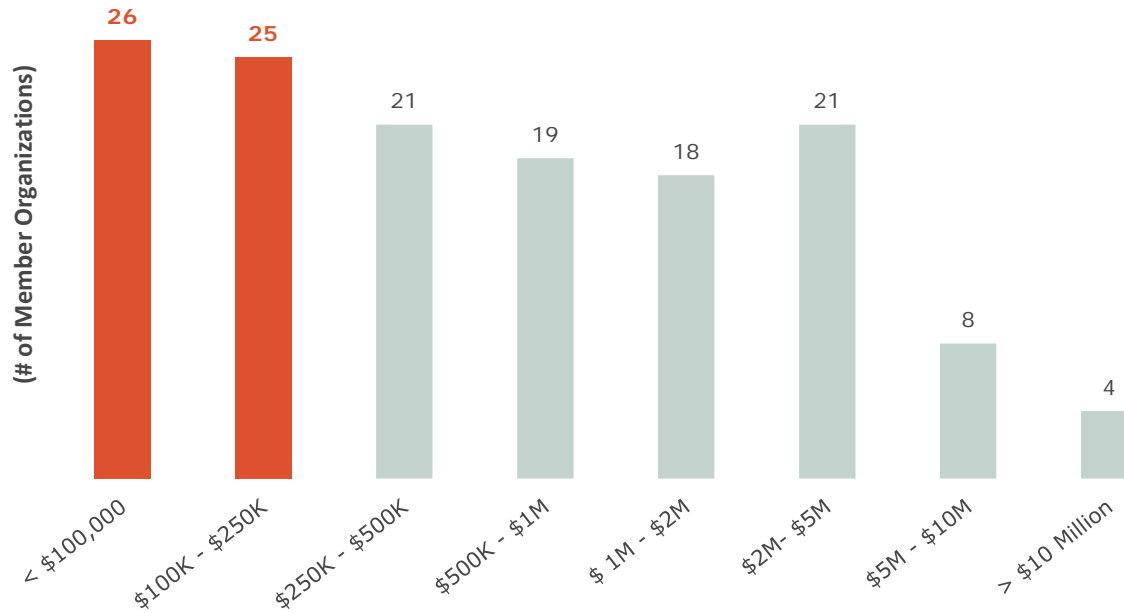
### Membership in Years



- **32%** of organizations have been members for **5 years or less**
- **16%** of organizations have been members for **6 to 10 years**
- **31%** of organizations have been members for **11-20 years**
- **20%** of organizations have been members for **20 or more years**
- **9%** of organizations (14) have been members **since our founding in 1988**

# Organization Membership Profile

## 2015 Reported Grantmaking\*



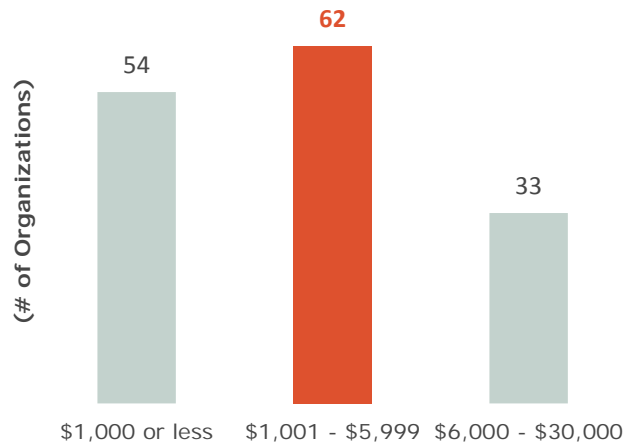
\*Represents grant \$ allocated in FY14; Does not include Wealth Advisor/Family Office and Professional Service Provider members

## Philanthropy Network Member Grantmaking in FY14:

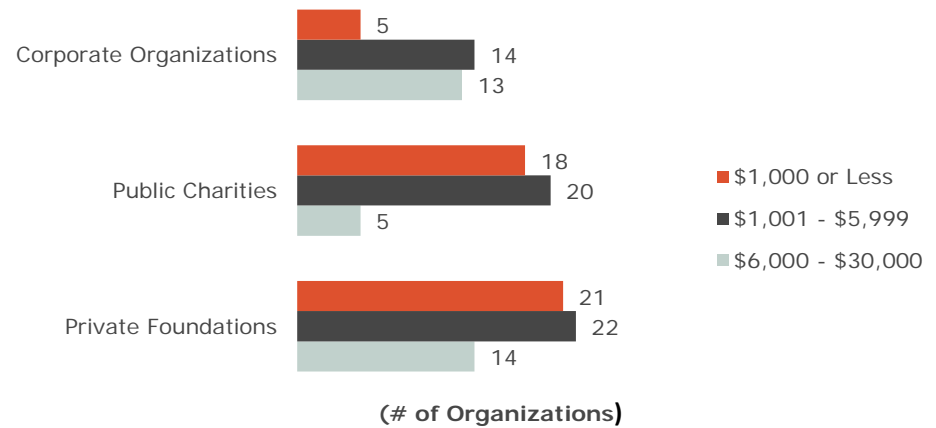
- **61% of organizations (91)** reported grantmaking of **less than \$1 Million**
- **32% of organizations (47)** reported grantmaking of **between \$1 Million and \$10 Million**
- **3% of organizations (4)** reported grantmaking of over **\$10 Million**

# Organization Membership Profile

Membership by 2015 Dues Paid  
(All Members)

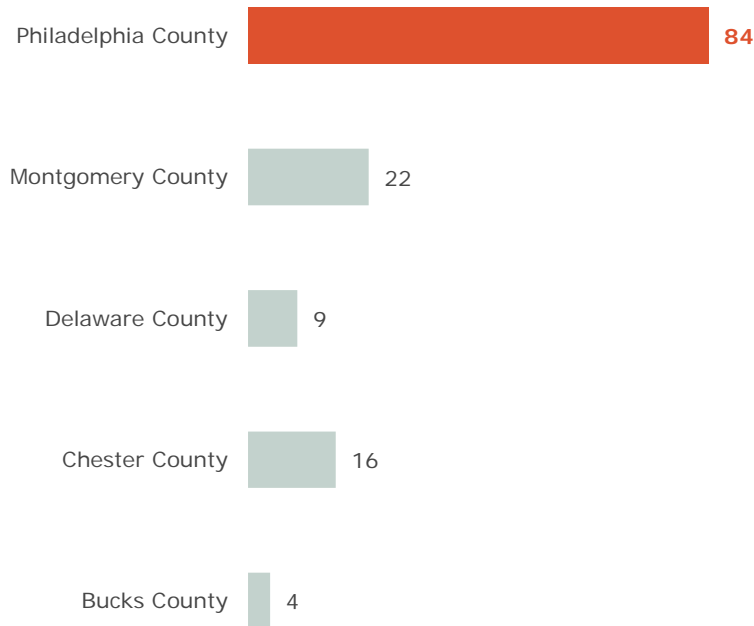


2015 Dues Level by Funder Type



# Organization Membership Profile

## Member Distribution: 5 County Philadelphia Region



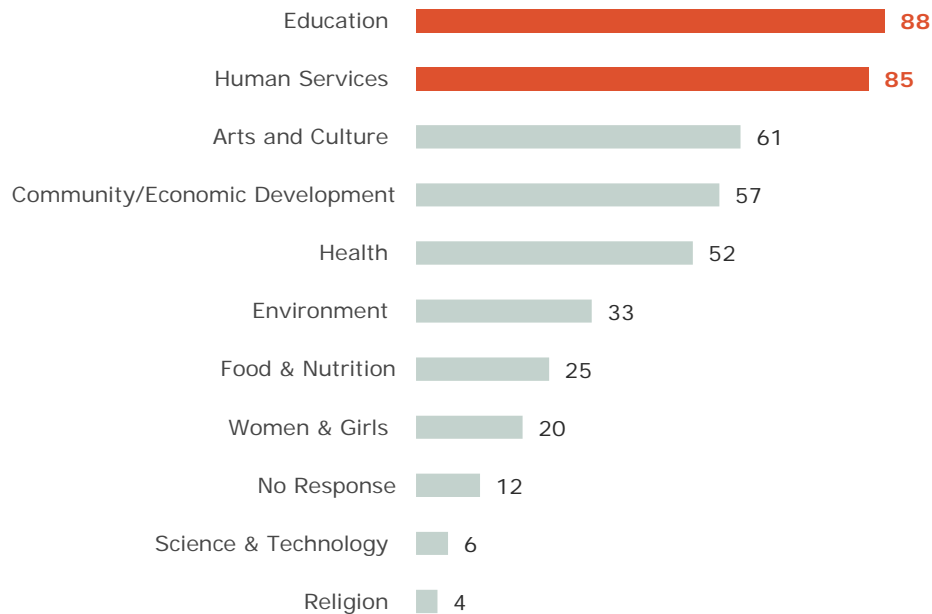
## Philanthropy Network Membership Geography:

- **91% of our membership is located in the 5-county region of Southeastern PA**
  - **55%** in Philadelphia County
  - **15%** in Montgomery County
  - **11%** in Chester County
  - **6%** in Delaware County
  - **3%** in Bucks County
- **Of the remaining membership...**
  - 6 organization are in NJ
  - 3 organization are in the Lehigh Valley
  - 1 organization is in Berks county
  - 1 organization is in Lancaster County
  - 3 organizations are located outside the region (including IL, VA, DC) though a trustee or staff member may be local



# Organization Membership Profile

## Self-Identified Funding Interests\*



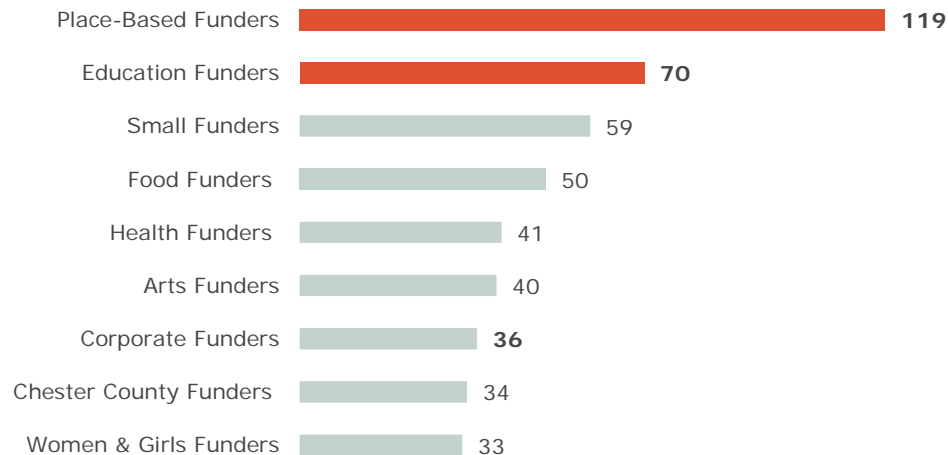
\*Members can select multiple interest areas; not all members identify interest areas

## Among Philanthropy Network Member Organizations Identifying Funding Interests:

- **59%** identified **Education** as a funding interest
- **57%** identified **Human Services** as a funding interest
- **41%** identified **Arts and Culture** as a funding interest
- **38%** identified **Community & Economic Development** as a funding interest
- **35%** identified **Health** as a funding interest

# Organization Membership Profile

## Funder Group Member Representation\*



\*Representation by an organization means at least one individual member belongs to a group.

## Funder Group Membership Summary:

- Philanthropy Network has **9** active Funder Groups
- **99%** of organizations (**147**) are represented in **at least one Funder Group**
- **72%** of organizations (**128**) are represented in **at least two Funder Groups**

# Programs & Engagement

- In 2015, Philanthropy Network held **52 live events**.<sup>1</sup>
- Member attendance totaled **1,121** at these events and **128 member organizations (86%)** were represented at at least ONE Philanthropy Network event.
- In 2015, **56 member organizations (38%)** engaged in a volunteer activity such as Board or committee service, chairing a funder group, hosting an event or assisting in program development.

## Program Attendance by Program Type

Event/Program Type	# of Events	Overall Attendance	Average Attendance	Organizations Represented <sup>3</sup> (#/%)
Affinity Group Meetings	26	427	16	103 (69%)
Briefings/Issue Based Programs	17	270	16	72 (48%)
Skill Building Programs/Workshops	7	119	17	59 (40%)
Annual Events <sup>2</sup>	2	305	152	97 (65%)
<b>Total Events</b>	<b>52</b>	<b>1,121</b>	<b>--</b>	<b>128</b>

<sup>1</sup> Does not include webinars or other non-Philanthropy Network events available through Philanthropy Network membership

<sup>2</sup> Includes Annual Members Meeting attendance and *members* in attendance at Fall Conference

<sup>3</sup> Number of organizations with an individual member attending at least one event in each category