

















**1. Did you attend the annual meeting in San Jose?**

		Response Percent	Response Count
Yes		86.5%	192
No		13.5%	30
<b>answered question</b>			<b>222</b>
<b>skipped question</b>			<b>0</b>







**2. Reason(s) for not attending. Please select all that apply.**

		Response Percent	Response Count
Personal Reasons		33.3%	10
<b>Lack Of Institutional Support</b>		<b>56.7%</b>	<b>17</b>
Program Content not Relevant to Current Position		6.7%	2
Cost of Hotel		26.7%	8
Location of Meeting		40.0%	12
Schedule or Dates of Meeting		10.0%	3
Job Change or Reorganization		3.3%	1
No Service Obligation and/or Not Presenting		20.0%	6
Other (please specify)			8
<b>answered question</b>			<b>30</b>
<b>skipped question</b>			<b>192</b>

### 3. What is your MLA membership status?

		Response Percent	Response Count
Individual member		91.6%	175
Student		4.7%	9
Paraprofessional		1.6%	3
Institutional/corporate member		1.0%	2
Not a member		0.5%	1
Comments:		0.5%	1
		<b>answered question</b>	<b>191</b>
		<b>skipped question</b>	<b>31</b>

### 4. Approximately how many MLA annual meetings have you attended?

		Response Percent	Response Count
None		0.0%	0
1		5.3%	10
2-3		10.0%	19
4-6		20.5%	39
7-10		16.3%	31
11-20		22.6%	43
Over 20		25.3%	48
		<b>answered question</b>	<b>190</b>
		<b>skipped question</b>	<b>32</b>

**5. Would either of the following changes in meeting schedules make you more or less likely to attend?**

	<b>Much less likely</b>		<b>Same</b>		<b>Much more likely</b>	<b>Rating Average</b>	<b>Rating Count</b>
Shorter meetings (fewer days, less time for sessions & committees)	7.4% (14)	16.5% (31)	<b>64.4% (121)</b>	10.1% (19)	1.6% (3)	2.82	188
Longer meetings (more days, more time for sessions & committees)	9.6% (18)	31.9% (60)	<b>48.4% (91)</b>	9.6% (18)	0.5% (1)	2.60	188

Comments: 37

<b>answered question</b>	<b>188</b>
<b>skipped question</b>	<b>34</b>

## 6. Please rate the importance of the following factors in selecting locations:

	Don't like/want at all		OK		Definitely like/want	Rating Average	Rating Count
Meeting in major cities with lots of attractions	1.1% (2)	6.4% (12)	<b>33.7% (63)</b>	32.6% (61)	26.2% (49)	3.76	187
Meeting in a central location each year (e.g., Chicago)	21.5% (40)	29.0% (54)	<b>34.9% (65)</b>	8.6% (16)	5.9% (11)	2.48	186
Central location every other year, alternating East/West in off-years	5.3% (10)	8.0% (15)	<b>47.6% (89)</b>	29.4% (55)	9.6% (18)	3.30	187
Meeting in inexpensive cities, even if less interesting or convenient	10.2% (19)	25.8% (48)	<b>34.4% (64)</b>	25.8% (48)	3.8% (7)	2.87	186
Clement weather	3.8% (7)	9.7% (18)	<b>45.7% (85)</b>	28.5% (53)	12.4% (23)	3.36	186
Rotating between East, Midwest, and West regions	1.1% (2)	3.7% (7)	<b>46.8% (88)</b>	31.9% (60)	16.5% (31)	3.59	188
					Comments:		39
					<b>answered question</b>		<b>189</b>
					<b>skipped question</b>		<b>33</b>

**7. Please rate these meeting elements from 1 (least important) to 5 (most important) in terms of their importance to you.**

	Least important		Neutral		Most important	Rating Average	Rating Count
Plenary sessions	5.9% (11)	8.1% (15)	23.8% (44)	<b>42.7% (79)</b>	19.5% (36)	3.62	185
Program sessions on music research	7.5% (14)	8.1% (15)	28.5% (53)	<b>43.5% (81)</b>	12.4% (23)	3.45	186
Program sessions on librarianship	0.5% (1)	0.5% (1)	9.1% (17)	<b>50.0% (93)</b>	39.8% (74)	4.28	186
Roundtable sessions	6.9% (13)	11.2% (21)	32.4% (61)	<b>41.0% (77)</b>	8.5% (16)	3.33	188
Committee meetings	2.7% (5)	7.4% (14)	28.2% (53)	<b>39.9% (75)</b>	21.8% (41)	3.71	188
Chapter-based activities	14.4% (27)	17.6% (33)	<b>41.0% (77)</b>	23.9% (45)	3.2% (6)	2.84	188
Hot Topics session	3.2% (6)	8.6% (16)	25.1% (47)	<b>46.5% (87)</b>	16.6% (31)	3.65	187
Social activities	3.2% (6)	10.1% (19)	30.9% (58)	<b>41.5% (78)</b>	14.4% (27)	3.54	188
Other (explain in comments)	0.0% (0)	0.0% (0)	20.8% (5)	25.0% (6)	<b>54.2% (13)</b>	4.33	24

Comments: 33

<b>answered question</b>	<b>188</b>
<b>skipped question</b>	<b>34</b>

## 8. Given that food events drive up the conference registration cost, which are most important to you?

	Least important				Most important	Rating Average	Rating Count
No-host reception (pay for own drinks)	14.0% (26)	15.6% (29)	<b>40.3% (75)</b>	23.7% (44)	6.5% (12)	2.93	186
Coffee breaks	9.6% (18)	9.0% (17)	19.1% (36)	<b>32.4% (61)</b>	29.8% (56)	3.64	188
Banquet	13.3% (25)	16.5% (31)	21.8% (41)	23.9% (45)	<b>24.5% (46)</b>	3.30	188
Hosted reception	16.6% (31)	16.0% (30)	<b>32.1% (60)</b>	25.7% (48)	9.6% (18)	2.96	187
Other (explain in comments)	11.1% (2)	0.0% (0)	<b>33.3% (6)</b>	22.2% (4)	<b>33.3% (6)</b>	3.67	18
					Comments:		38
					<b>answered question</b>		<b>189</b>
					<b>skipped question</b>		<b>33</b>

## 9. Please rate your opinion on virtual meetings...

	Strongly oppose		Neutral		Strongly favor	Don't know/ NA	Rating Average	Rating Count
....as a complete replacement for annual meetings	<b>82.5%</b> <b>(156)</b>	10.6% (20)	4.2% (8)	1.6% (3)	1.1% (2)	0.0% (0)	1.28	189
... as a biennial replacement for annual meetings	<b>42.9%</b> <b>(81)</b>	37.0% (70)	13.8% (26)	4.8% (9)	1.6% (3)	0.0% (0)	1.85	189
... as a way to bring the meeting to those who can't attend	3.2% (6)	1.6% (3)	11.7% (22)	29.3% (55)	<b>52.7%</b> <b>(99)</b>	1.6% (3)	4.29	188
... as a way to solve time conflicts in meetings you do attend	3.8% (7)	2.7% (5)	22.6% (42)	<b>33.3%</b> <b>(62)</b>	<b>33.3%</b> <b>(62)</b>	4.3% (8)	3.94	186
						Comments:		22
						<b>answered question</b>		<b>189</b>
						<b>skipped question</b>		<b>33</b>

## 10. If virtual meetings were an option along with in-person meetings, how might you respond?

	Definitely not		Maybe		Definitely yes	Rating Average	Rating Count
I'd stop attending in-person meetings and rely on virtual ones	<b>77.2% (146)</b>	13.2% (25)	8.5% (16)	0.5% (1)	0.5% (1)	1.34	189
I'd attend fewer in-person meetings	<b>39.7% (75)</b>	20.6% (39)	33.9% (64)	4.8% (9)	1.1% (2)	2.07	189
I'd still attend in-person meetings and use virtual technology as an enhancement	2.1% (4)	2.7% (5)	24.5% (46)	34.0% (64)	<b>36.7% (69)</b>	4.01	188
I'd attend only in-person meetings and wouldn't use the virtual technology	24.6% (46)	<b>34.8% (65)</b>	25.1% (47)	10.7% (20)	4.8% (9)	2.36	187

Comments: 19

answered question 189

skipped question 33

## 11. When you have attended conferences, how often have you stayed at the conference hotel?

	Never	Rarely	Sometimes	Usually	Always	N/A	Rating Average	Rating Count
...	2.2% (4)	1.6% (3)	6.5% (12)	29.2% (54)	<b>60.5% (112)</b>	0.0% (0)	4.44	185

answered question 185

skipped question 37



## 12. What elements are most important to a hotel's location within the city?





	Not at all important/don't care		Somewhat important		Essential	Don't know/NA	Rating Average	R: C
Close to grocery stores	10.1% (19)	6.9% (13)	28.7% (54)	<b>31.4% (59)</b>	22.3% (42)	0.5% (1)	3.49	
Close to arts, music, or other cultural attractions	7.4% (14)	5.9% (11)	32.4% (61)	<b>35.6% (67)</b>	18.1% (34)	0.5% (1)	3.51	
Close to a variety of restaurants	0.5% (1)	1.6% (3)	4.2% (8)	31.7% (60)	<b>61.4% (116)</b>	0.5% (1)	4.53	
Close to public transportation	2.1% (4)	6.9% (13)	20.1% (38)	<b>38.6% (73)</b>	31.2% (59)	1.1% (2)	3.91	
Close to shopping	26.7% (50)	<b>31.0% (58)</b>	23.5% (44)	16.6% (31)	2.1% (4)	0.0% (0)	2.36	
Close to other hotels	26.1% (49)	<b>30.9% (58)</b>	27.1% (51)	13.3% (25)	2.7% (5)	0.0% (0)	2.36	

Other/Comments





answered question

skipped question

### 13. Did you download and use the Guidebook Conference app? Comments?

		Response Percent	Response Count
Do not currently own a mobile device		26.2%	49
Own a mobile device but did not download the app		22.5%	42
<b>Used the app and preferred it to the printed program</b>		<b>37.4%</b>	<b>70</b>
Used the app but did not prefer it to the printed program		15.5%	29
	Other (please specify)		51
<b>answered question</b>			<b>187</b>
<b>skipped question</b>			<b>35</b>

### 14. The San Jose Conference had three morning plenary sessions. What is the ideal number of plenary sessions?

		Response Percent	Response Count
Three		40.4%	72
<b>Two</b>		<b>52.8%</b>	<b>94</b>
One		6.7%	12
None		2.8%	5
	Other (please specify)		32
<b>answered question</b>			<b>178</b>
<b>skipped question</b>			<b>44</b>

**15. To shorten the MLA Business Meeting on Saturday afternoon, the MLA Awards were presented during the banquet. Should they be presented during a longer business meeting, or during the banquet?**

		Response Percent	Response Count
During the MLA Business meeting		60.1%	110
During the banquet		33.3%	61
Other time (comment below)		10.9%	20
		Comments	102
		answered question	183
		skipped question	39

**16. Please add any further comments or ideas on how to improve our annual meetings. Please comment specifically on the following changes at the San Jose meeting: --wireless access (paid by MLA) for the entire floor, rather than in one large room (as in Dallas) -- Roundtables meeting two to a room (to save money on the conference footprint) --the option to use ATC for travel arrangements (which was offered for the Dallas meeting as well)**

		Response Count
		135
		answered question
		135
		skipped question
		87