
















1. Did you attend the annual meeting in Dallas?

		Response Percent	Response Count
Yes		89.4%	220
No		10.6%	26
answered question			246
skipped question			0








2. Reason(s) for not attending. Please select all that apply.

		Response Percent	Response Count
Personal Reasons		32.1%	9
Lack Of Institutional Support		46.4%	13
Program Content not Relevant to Current Position		7.1%	2
Cost of Hotel		17.9%	5
Location of Meeting		50.0%	14
Schedule or Dates of Meeting		17.9%	5
Job Change or Reorganization		7.1%	2
No Service Obligation and/or Not Presenting		14.3%	4
Other (please specify)			9
answered question			28
skipped question			218

3. What is your MLA membership status?

		Response Percent	Response Count
Individual member		90.4%	198
Student		4.1%	9
Paraprofessional		2.3%	5
Institutional/corporate member		2.3%	5
Not a member		0.9%	2
Comments:		0.0%	0
		answered question	219
		skipped question	27

4. Approximately how many MLA annual meetings have you attended?

		Response Percent	Response Count
None		1.4%	3
1		6.8%	15
2-3		10.5%	23
4-6		20.5%	45
7-10		13.2%	29
11-20		22.8%	50
Over 20		24.7%	54
		answered question	219
		skipped question	27

5. Would either of the following changes in meeting schedules make you more or less likely to attend?

	Much less likely		Same		Much more likely	Rating Average	Response Count
Shorter meetings (fewer days, less time for sessions & committees)	9.6% (21)	17.8% (39)	60.3% (132)	9.1% (20)	3.2% (7)	2.79	219
Longer meetings (more days, more time for sessions & committees)	14.3% (31)	28.6% (62)	50.7% (110)	6.0% (13)	0.5% (1)	2.50	217

Comments: 41

answered question	219
skipped question	27

6. Please rate the importance of the following factors in selecting locations:

	Don't like/want at all		OK		Definitely like/want	Rating Average	Response Count
Rotating between East, Midwest, and West regions	1.4% (3)	2.8% (6)	40.3% (87)	25.0% (54)	30.6% (66)	3.81	216
Meeting in a central location each year (e.g., Chicago)	15.3% (33)	29.2% (63)	37.5% (81)	9.7% (21)	8.3% (18)	2.67	216
Meeting in Madison, WI, with A-R providing local arrangements	21.3% (46)	31.0% (67)	35.2% (76)	9.3% (20)	3.2% (7)	2.42	216
Central location every other year, alternating East/West in off-years	3.7% (8)	10.1% (22)	39.6% (86)	35.5% (77)	11.1% (24)	3.40	217
Meeting in major cities with lots of attractions	2.3% (5)	6.9% (15)	38.5% (84)	28.9% (63)	23.4% (51)	3.64	218
Meeting in inexpensive cities, even if less interesting or convenient	8.8% (19)	24.0% (52)	41.9% (91)	19.4% (42)	6.0% (13)	2.90	217
Clement weather	5.1% (11)	19.1% (41)	46.0% (99)	20.0% (43)	9.8% (21)	3.10	215
					Comments:		50
					answered question		219
					skipped question		27

7. Please rate these meeting elements from 1 (least important) to 5 (most important) in terms of their importance to you.

	Least important		Neutral		Most important	Rating Average	Response Count
Plenary sessions	4.2% (9)	8.4% (18)	26.0% (56)	45.1% (97)	16.3% (35)	3.61	215
Program sessions on music research	3.7% (8)	11.1% (24)	23.0% (50)	42.4% (92)	19.8% (43)	3.64	217
Program sessions on librarianship	0.5% (1)	1.4% (3)	10.6% (23)	35.5% (77)	52.1% (113)	4.37	217
Discussion sessions	0.9% (2)	5.6% (12)	24.8% (53)	49.5% (106)	19.2% (41)	3.80	214
Committee meetings	2.8% (6)	10.2% (22)	27.0% (58)	40.9% (88)	19.1% (41)	3.63	215
Chapter-based activities	16.7% (36)	23.1% (50)	29.6% (64)	25.5% (55)	5.1% (11)	2.79	216
Big Band rehearsals/activities	49.1% (105)	17.8% (38)	18.7% (40)	7.9% (17)	6.5% (14)	2.05	214
Social activities	6.5% (14)	13.5% (29)	29.3% (63)	35.8% (77)	14.9% (32)	3.39	215
Other (explain in comments)	9.7% (3)	0.0% (0)	35.5% (11)	29.0% (9)	25.8% (8)	3.61	31

Comments: 35

answered question	217
skipped question	29

8. What food events are most important to you?

	Least important				Most important	Rating Average	Response Count
Banquet	20.1% (43)	12.1% (26)	23.4% (50)	27.1% (58)	17.3% (37)	3.09	214
Hosted reception	10.2% (22)	14.8% (32)	32.4% (70)	31.9% (69)	10.6% (23)	3.18	216
No-host reception (pay for own drinks)	13.7% (29)	21.7% (46)	34.9% (74)	22.6% (48)	7.1% (15)	2.88	212
Coffee breaks	3.7% (8)	7.9% (17)	17.2% (37)	32.1% (69)	39.1% (84)	3.95	215
Other (explain in comments)	8.8% (3)	0.0% (0)	35.3% (12)	11.8% (4)	44.1% (15)	3.82	34

Comments: 42

answered question	217
skipped question	29

9. Please rate your opinion on virtual meetings...

	Strongly oppose		Neutral		Strongly favor	Don't know/NA	Rating Average	Response Count
....as a complete replacement for annual meetings	81.6% (177)	12.9% (28)	4.1% (9)	0.5% (1)	0.5% (1)	0.5% (1)	1.25	217
... as a biennial replacement for annual meetings	42.1% (91)	33.8% (73)	14.4% (31)	5.6% (12)	2.8% (6)	1.4% (3)	1.92	216
... as a way to bring the meeting to those who can't attend	3.2% (7)	3.2% (7)	12.8% (28)	32.6% (71)	46.8% (102)	1.4% (3)	4.18	218
... as a way to solve time conflicts in meetings you do attend	5.1% (11)	6.9% (15)	22.7% (49)	28.2% (61)	34.7% (75)	2.3% (5)	3.82	216
						Comments:		38
						answered question		218
						skipped question		28

10. If virtual meetings were an option along with in-person meetings, how might you respond?

	Definitely not		Maybe		Definitely yes	Rating Average	Response Count
I'd stop attending in-person meetings and rely on virtual ones	71.2% (151)	16.5% (35)	10.8% (23)	1.4% (3)	0.0% (0)	1.42	212
I'd attend fewer in-person meetings	42.9% (91)	20.3% (43)	30.7% (65)	4.2% (9)	1.9% (4)	2.02	212
I'd still attend in-person meetings and use virtual technology as an enhancement	2.3% (5)	2.3% (5)	27.4% (59)	33.5% (72)	34.4% (74)	3.95	215
I'd attend only in-person meetings and wouldn't use the virtual technology	27.8% (59)	26.4% (56)	31.6% (67)	10.4% (22)	3.8% (8)	2.36	212

Comments: 20

answered question 217

skipped question 29

11. When you have attended conferences, how often have you stayed at the conference hotel?

	Never	Rarely	Sometimes	Usually	Always	N/A	Rating Average	Response Count
...	2.8% (6)	2.4% (5)	7.5% (16)	32.5% (69)	54.7% (116)	0.0% (0)	4.34	212

answered question 212

skipped question 34

12. What elements are most important to a hotel's location within the city?

	Not at all important/don't care		Somewhat important		Essential	Don't know/NA	Rating Average	Res C
Close to public transportation	3.2% (7)	4.6% (10)	26.3% (57)	34.1% (74)	30.4% (66)	1.4% (3)	3.85	
Close to other hotels	25.6% (55)	24.7% (53)	28.4% (61)	13.0% (28)	6.5% (14)	1.9% (4)	2.49	
Close to a variety of restaurants	0.5% (1)	0.5% (1)	10.6% (23)	26.7% (58)	61.3% (133)	0.5% (1)	4.49	
Close to grocery stores	12.6% (27)	14.0% (30)	30.4% (65)	26.6% (57)	15.9% (34)	0.5% (1)	3.19	
Close to shopping	28.5% (61)	22.0% (47)	26.6% (57)	19.6% (42)	2.8% (6)	0.5% (1)	2.46	

Other/Comments

answered question

skipped question

13. Please add any further comments or ideas on how to improve our annual meetings. Please comment specifically on the following changes at the Dallas meeting: --the classroom set up in the Oak room; --gratis wireless access in Regency; --Round Tables meeting simultaneously in Regency; --Program Committee review of Poster Sessions; --thirty minute program sessions for member submitted proposals; --having an index of presenter names in the program booklet; --Get Involved in MLA; and --the option to use ATC for travel arrangements.

Response Count

163

answered question

163

skipped question

83