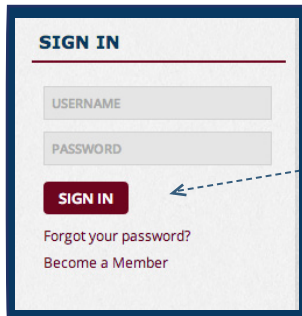


NALBOH

National Association of Local Boards of Health



SIGN IN

USERNAME

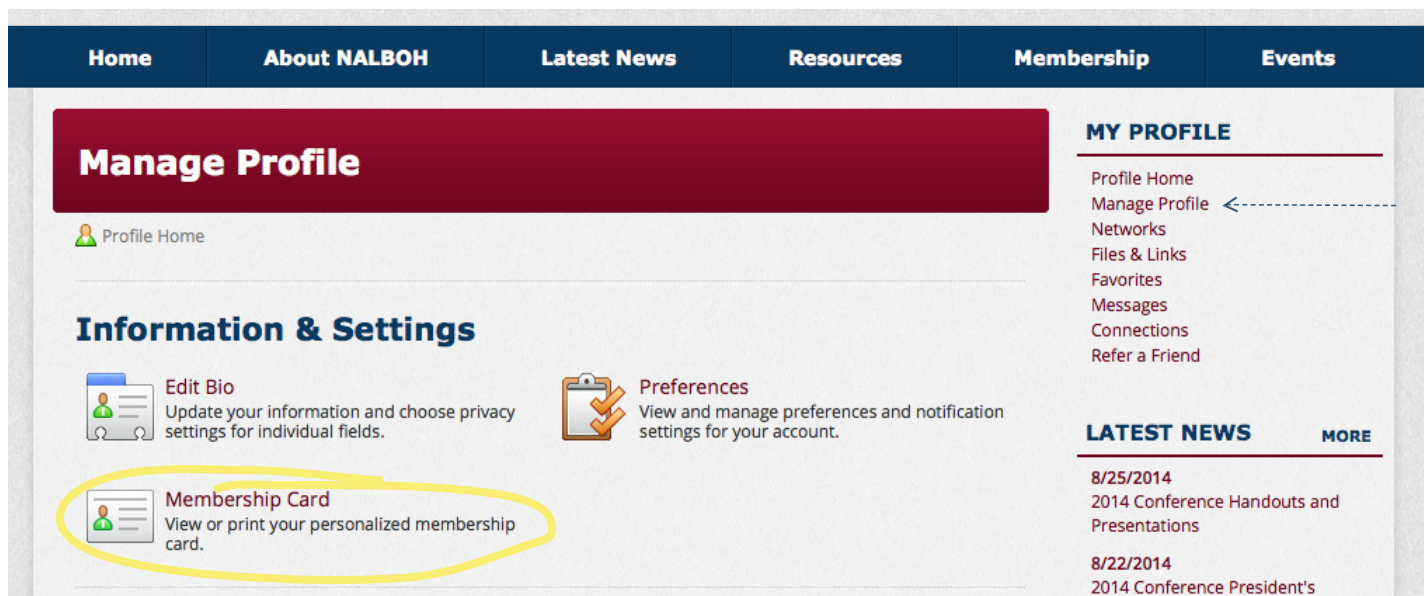
PASSWORD

SIGN IN

[Forgot your password?](#)


[Become a Member](#)

Sign into your online account. On the home page you'll find the sign in near the top of the website. On all other pages it will be located on the top right hand side of the page. Sign in with the login credentials that you received in an email from NALBOH.





Home **About NALBOH** **Latest News** **Resources** **Membership** **Events**


Manage Profile

 [Profile Home](#)

Information & Settings

 **Edit Bio**
Update your information and choose privacy settings for individual fields.

 **Preferences**
View and manage preferences and notification settings for your account.

 **Membership Card**
View or print your personalized membership card.

MY PROFILE

[Profile Home](#)

[Manage Profile](#)

[Networks](#)

[Files & Links](#)

[Favorites](#)

[Messages](#)

[Connections](#)

[Refer a Friend](#)

LATEST NEWS [MORE](#)

8/25/2014
2014 Conference Handouts and Presentations

8/22/2014
2014 Conference President's

After signing into your account click on **Manage Profile**.

To view and print out your membership card, please click on **Membership Card**. Your card should automatically open in a new window. Select **Print** to print out the card.

***Note -You do not need to print your membership card, this is simply a member benefit and part of your online profile.*