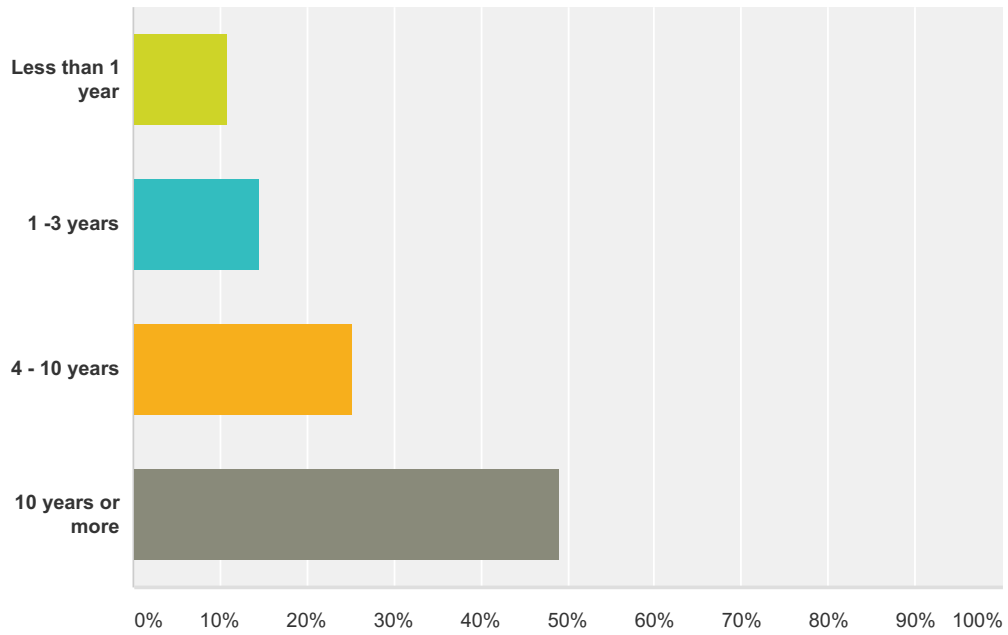


GAWP Membership Survey

Q1 How long have you been a member of GAWP?

Answered: 513 Skipped: 2

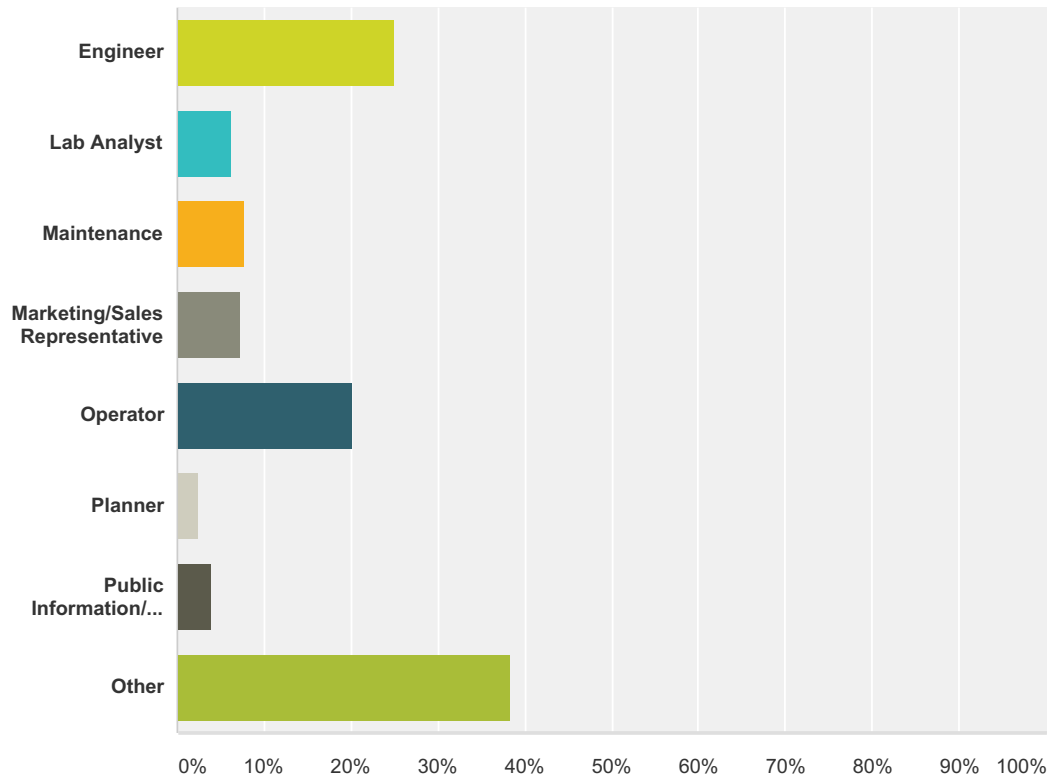


Answer Choices	Responses	Count
Less than 1 year	10.92%	56
1 - 3 years	14.62%	75
4 - 10 years	25.34%	130
10 years or more	49.12%	252
Total		513

GAWP Membership Survey

Q2 Please describe your current position.

Answered: 513 Skipped: 2

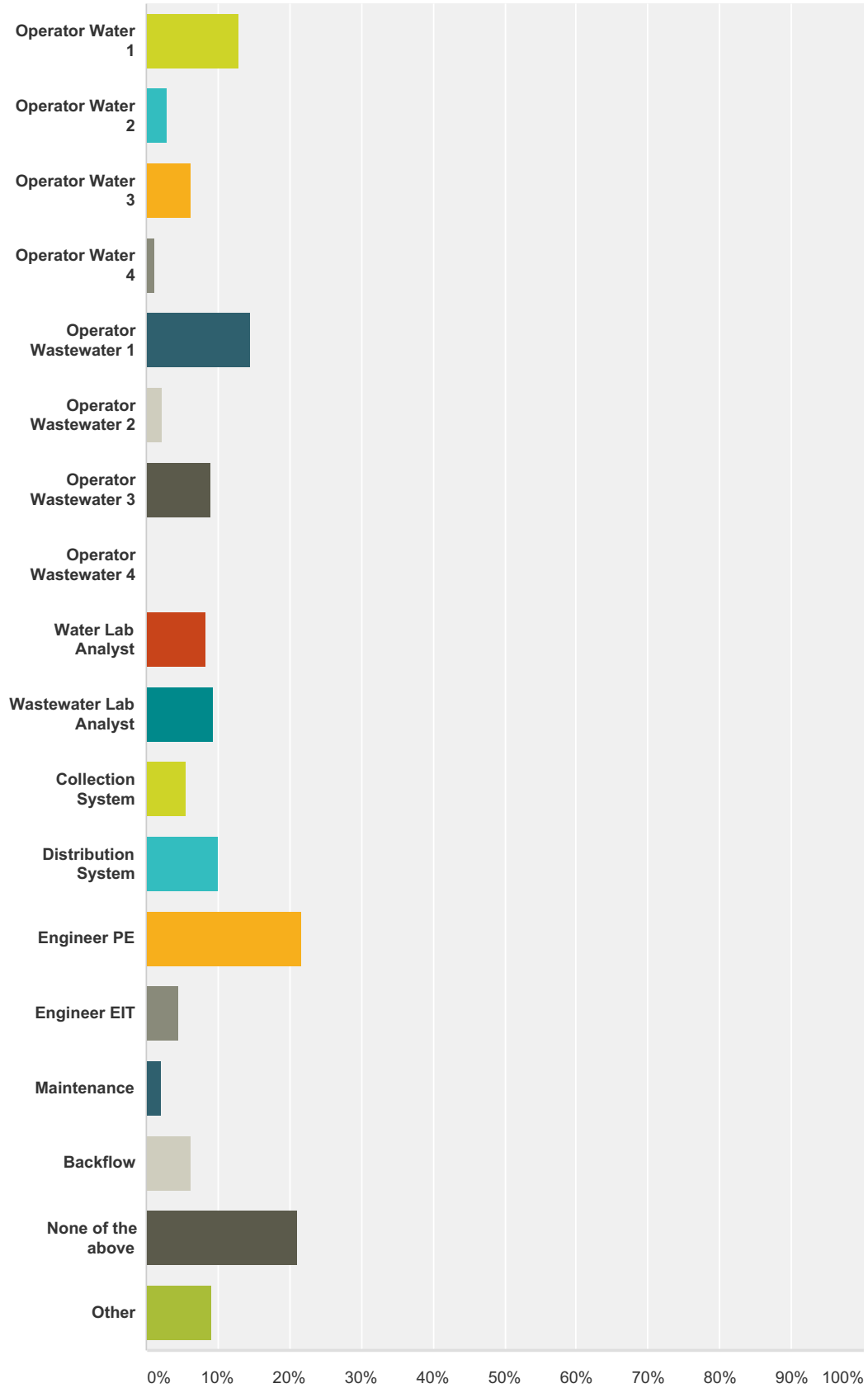


Answer Choices	Responses
Engineer	25.15% 129
Lab Analyst	6.24% 32
Maintenance	7.80% 40
Marketing/Sales Representative	7.21% 37
Operator	20.27% 104
Planner	2.53% 13
Public Information/Education	3.90% 20
Other	38.40% 197
Total Respondents: 513	

Q3 What certification(s) do you currently hold in the State of Georgia?

Answered: 511 Skipped: 4

GAWP Membership Survey



Answer Choices	Responses
Operator Water 1	12.92% 66

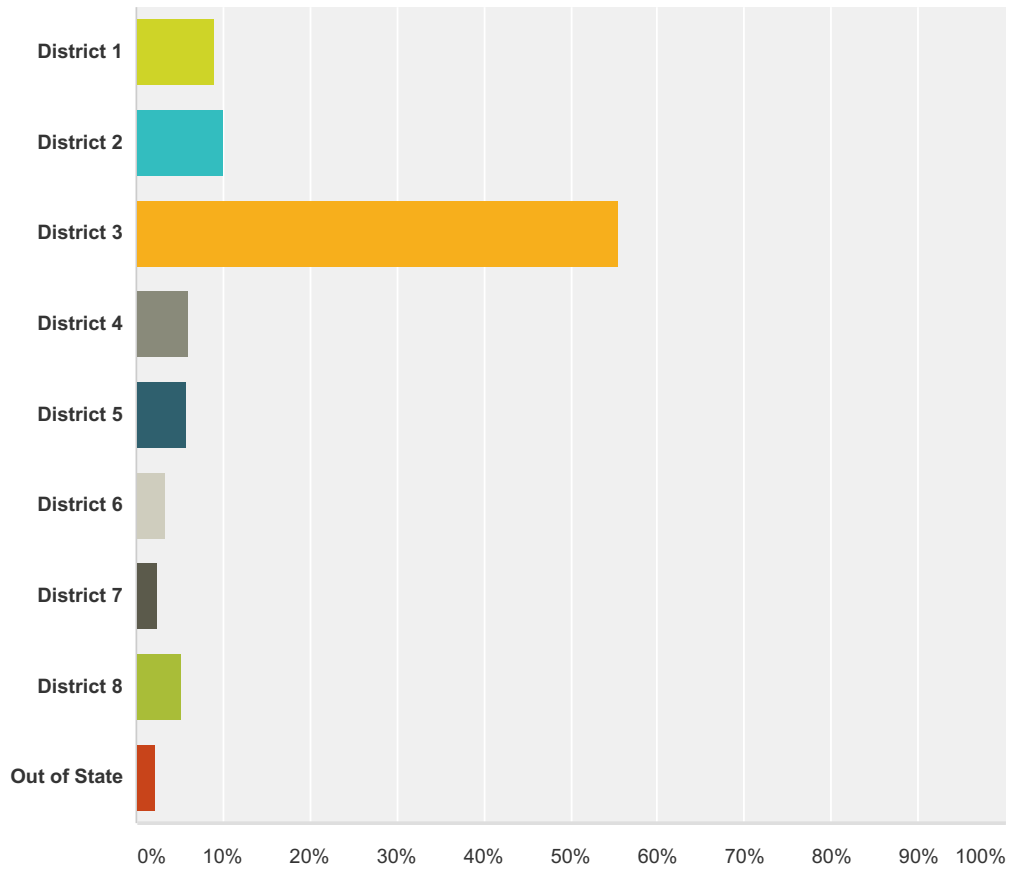
GAWP Membership Survey

Operator Water 2	2.94%	15
Operator Water 3	6.26%	32
Operator Water 4	1.17%	6
Operator Wastewater 1	14.68%	75
Operator Wastewater 2	2.35%	12
Operator Wastewater 3	9.00%	46
Operator Wastewater 4	0.20%	1
Water Lab Analyst	8.41%	43
Wastewater Lab Analyst	9.39%	48
Collection System	5.68%	29
Distribution System	9.98%	51
Engineer PE	21.72%	111
Engineer EIT	4.50%	23
Maintenance	2.15%	11
Backflow	6.26%	32
None of the above	21.14%	108
Other	9.20%	47
Total Respondents: 511		

GAWP Membership Survey

Q4 Based on the map below, please select your District.

Answered: 510 Skipped: 5

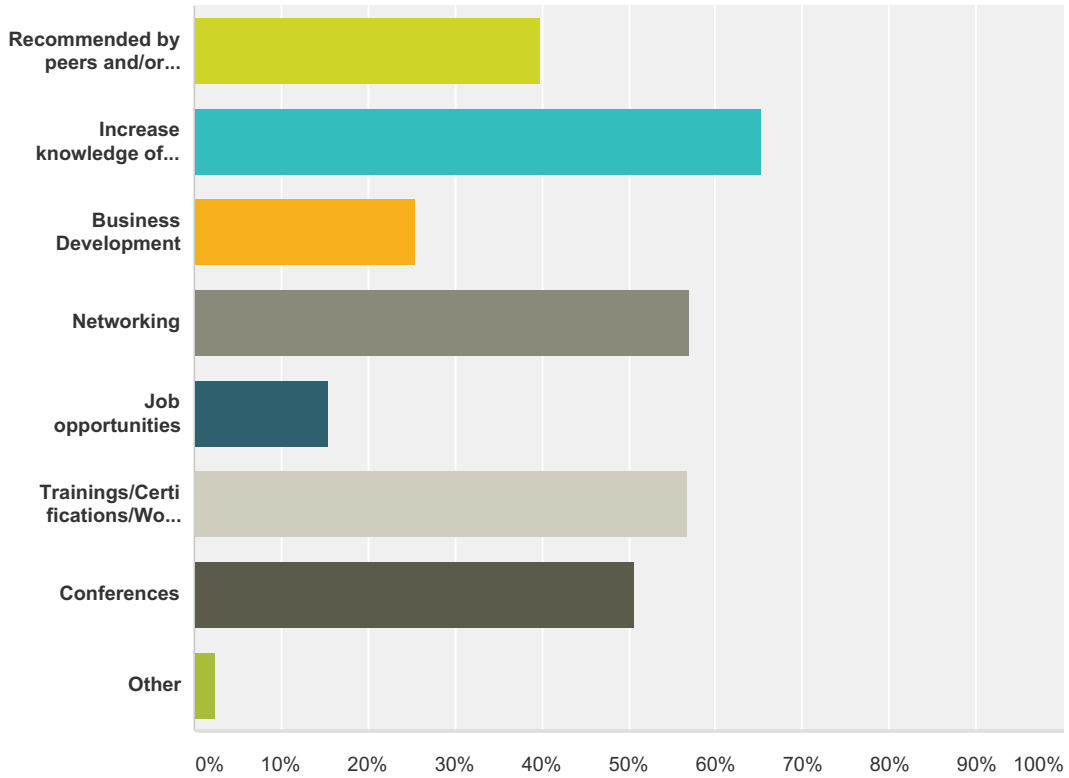


Answer Choices	Responses
District 1	9.02% 46
District 2	10.00% 51
District 3	55.49% 283
District 4	6.08% 31
District 5	5.88% 30
District 6	3.33% 17
District 7	2.55% 13
District 8	5.29% 27
Out of State	2.35% 12
Total	510

GAWP Membership Survey

Q5 Why are you a member of GAWP?

Answered: 508 Skipped: 7

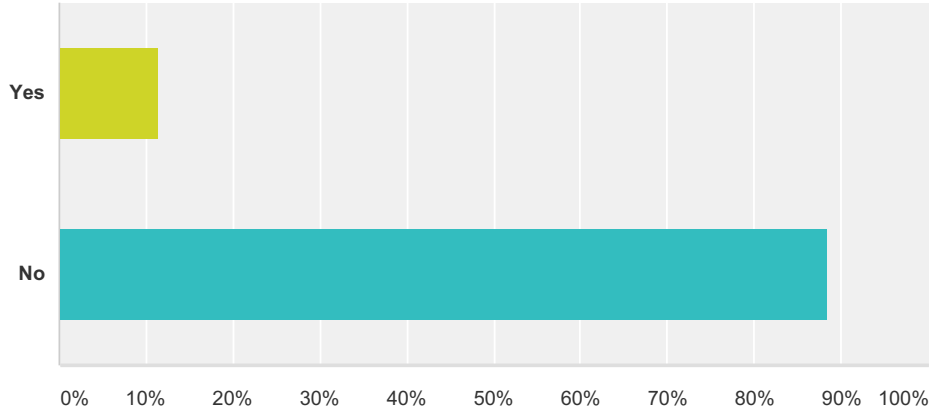


Answer Choices	Responses
Recommended by peers and/or employer	39.96% 203
Increase knowledge of water industry	65.35% 332
Business Development	25.39% 129
Networking	56.89% 289
Job opportunities	15.55% 79
Trainings/Certifications/Workshops	56.69% 288
Conferences	50.79% 258
Other	2.56% 13
Total Respondents: 508	

GAWP Membership Survey

Q6 Did you join GAWP because membership was included in a conference registration?

Answered: 508 Skipped: 7

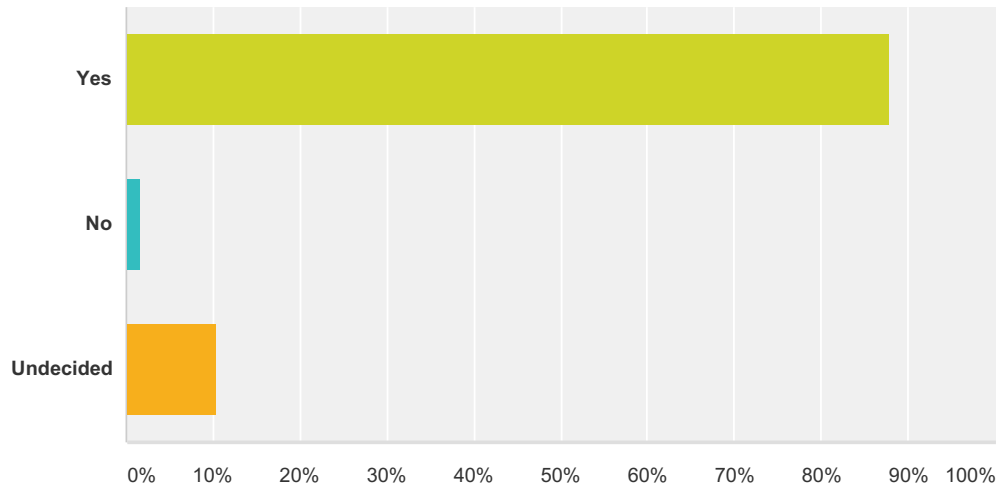


Answer Choices	Responses
Yes	11.42% 58
No	88.58% 450
Total	508

GAWP Membership Survey

Q7 Do you plan to renew your membership with GAWP in the future?

Answered: 58 Skipped: 457

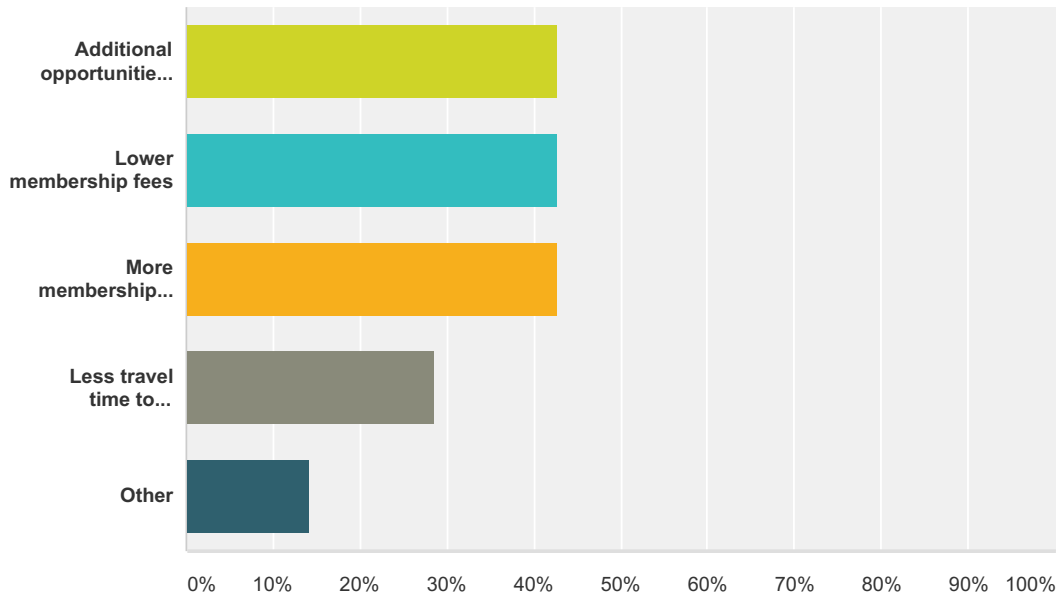


Answer Choices	Responses
Yes	87.93% 51
No	1.72% 1
Undecided	10.34% 6
Total	58

GAWP Membership Survey

Q8 What would encourage you to continue your membership with GAWP?

Answered: 7 Skipped: 508

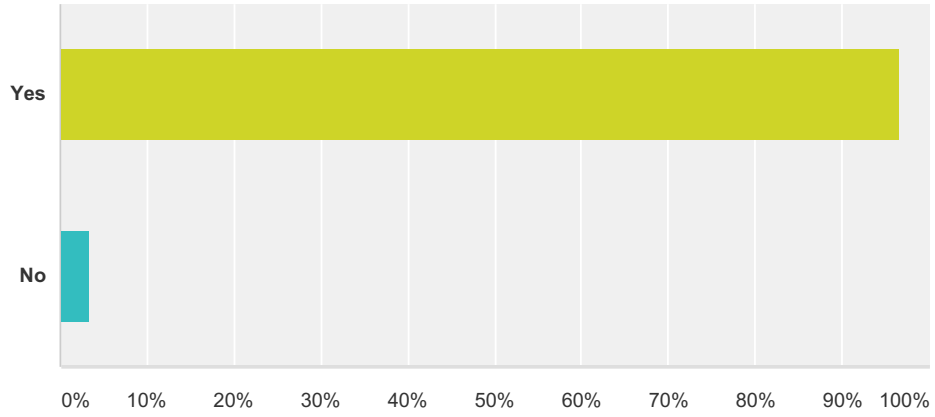


Answer Choices	Responses
Additional opportunities for training and workshops	42.86% 3
Lower membership fees	42.86% 3
More membership benefits	42.86% 3
Less travel time to meetings	28.57% 2
Other	14.29% 1
Total Respondents: 7	

GAWP Membership Survey

Q9 Do you feel that there is value in being a GAWP member?

Answered: 507 Skipped: 8

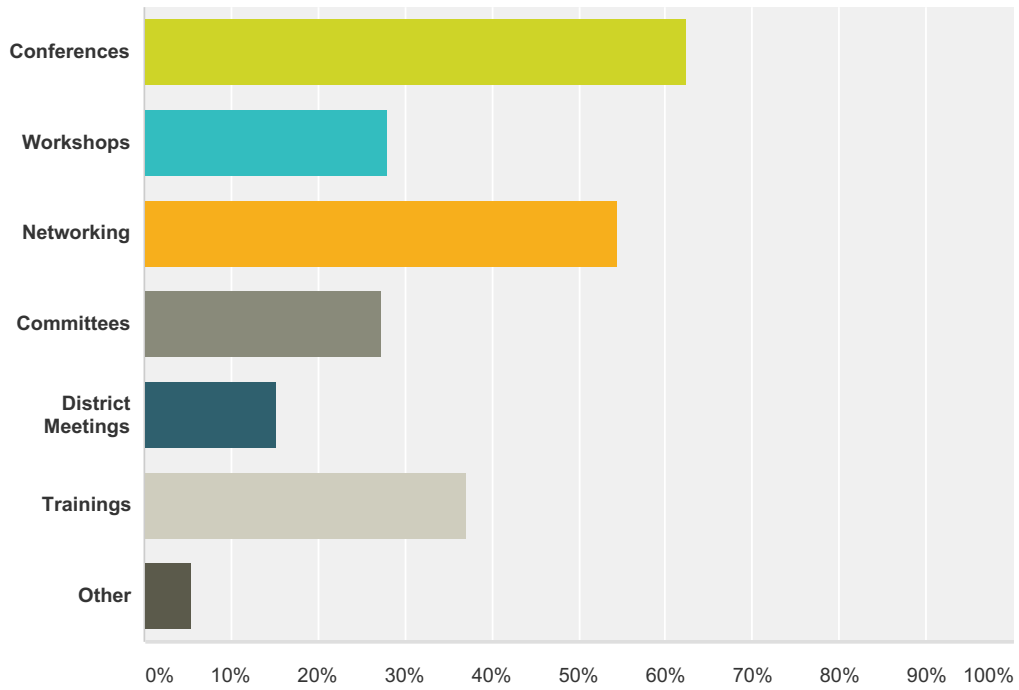


Answer Choices	Responses
Yes	96.65% 490
No	3.35% 17
Total	507

GAWP Membership Survey

Q10 What do you like most about being a member of GAWP?

Answered: 507 Skipped: 8

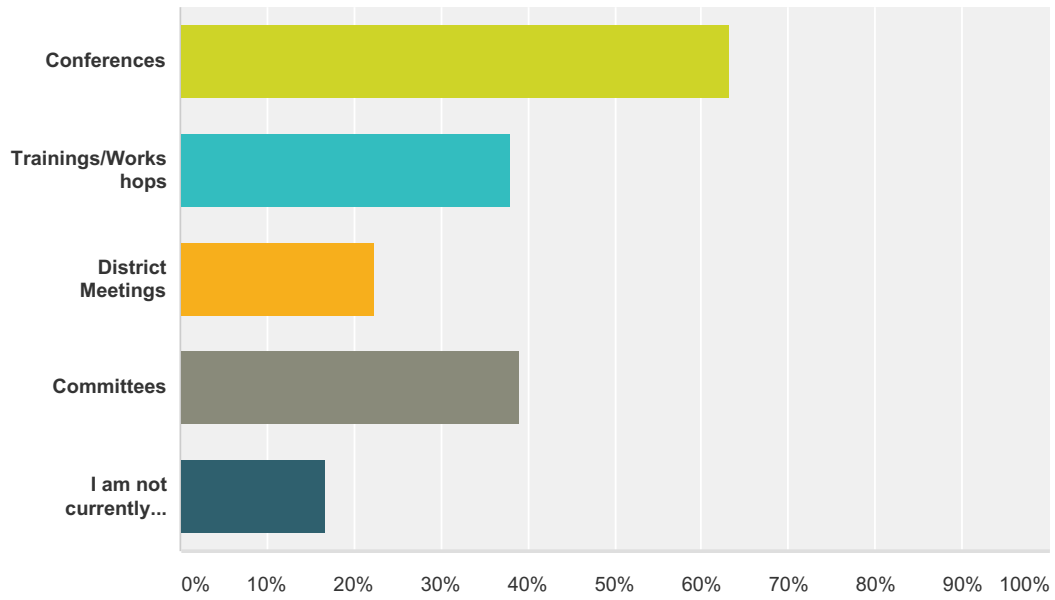


Answer Choices	Responses
Conferences	62.33% 316
Workshops	28.01% 142
Networking	54.44% 276
Committees	27.42% 139
District Meetings	15.19% 77
Trainings	37.08% 188
Other	5.52% 28
Total Respondents: 507	

GAWP Membership Survey

Q11 In the last 24 months, have you been involved in GAWP through the following:

Answered: 506 Skipped: 9

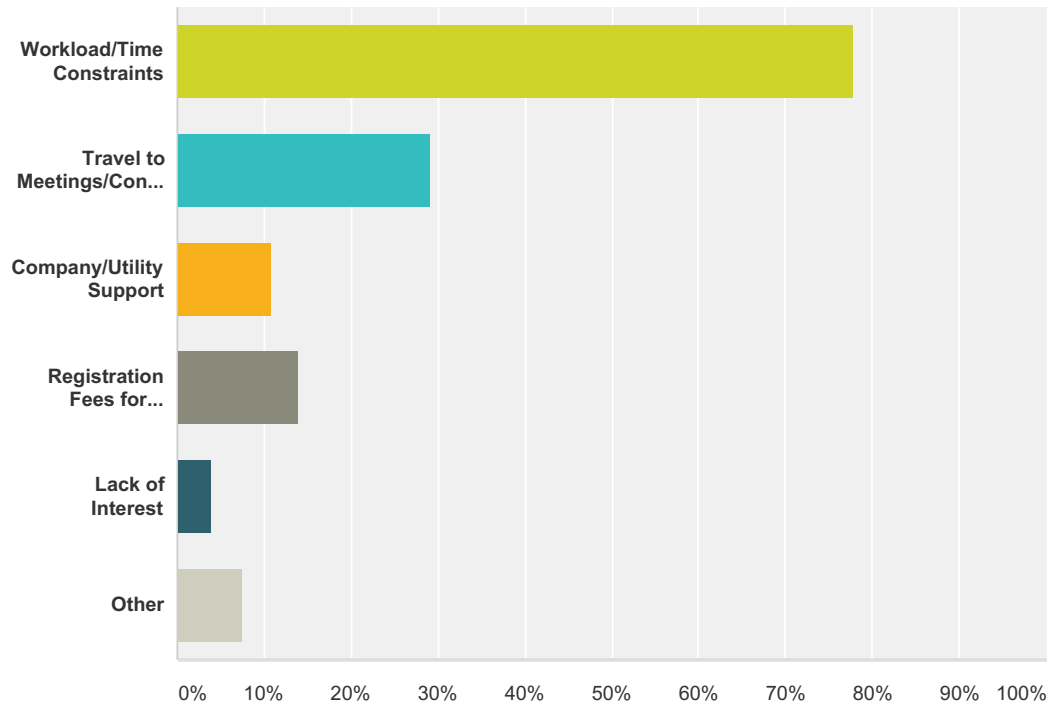


Answer Choices	Responses	Count
Conferences	63.24%	320
Trainings/Workshops	37.94%	192
District Meetings	22.33%	113
Committees	39.13%	198
I am not currently involved	16.60%	84
Total Respondents: 506		

GAWP Membership Survey

Q12 What limits you from being more involved in GAWP?

Answered: 506 Skipped: 9

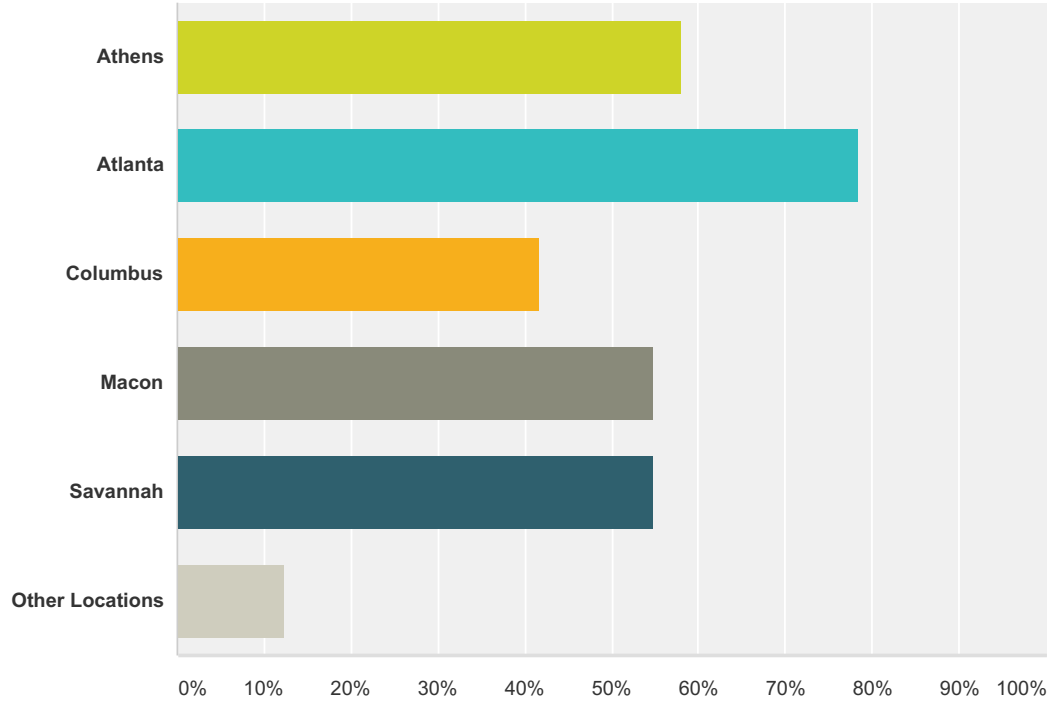


Answer Choices	Responses
Workload/Time Constraints	77.87% 394
Travel to Meetings/Conferences/Trainings	29.25% 148
Company/Utility Support	10.87% 55
Registration Fees for Conferences/Trainings	14.03% 71
Lack of Interest	3.95% 20
Other	7.51% 38
Total Respondents: 506	

GAWP Membership Survey

Q13 Please select the area(s) you are willing to travel to for GAWP meetings and trainings.

Answered: 505 Skipped: 10

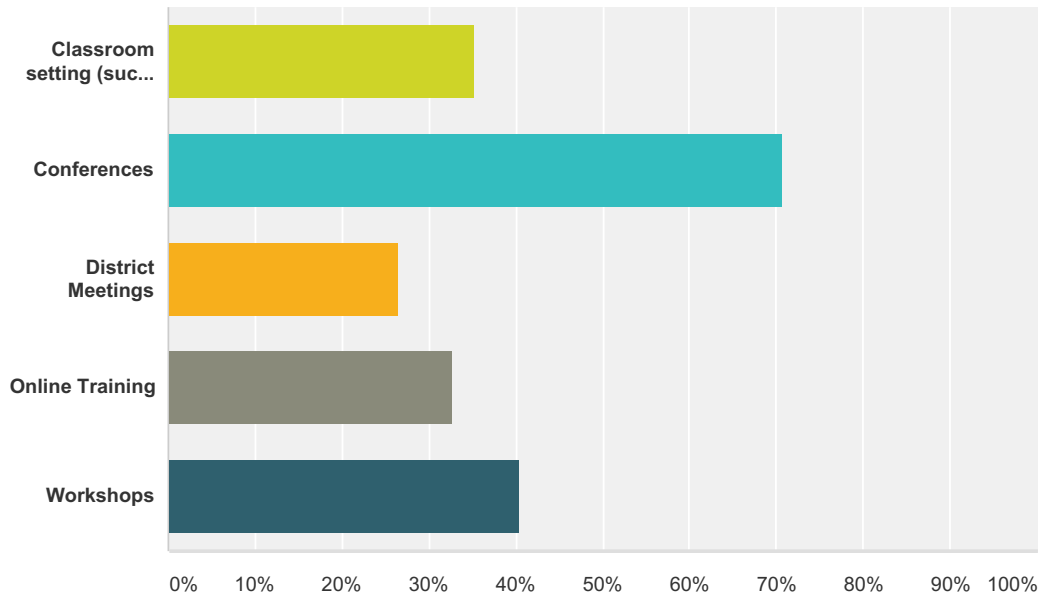


Answer Choices	Responses	Count
Athens	58.02%	293
Atlanta	78.42%	396
Columbus	41.78%	211
Macon	54.85%	277
Savannah	54.85%	277
Other Locations	12.28%	62
Total Respondents: 505		

GAWP Membership Survey

Q14 How do you prefer to obtain your training?

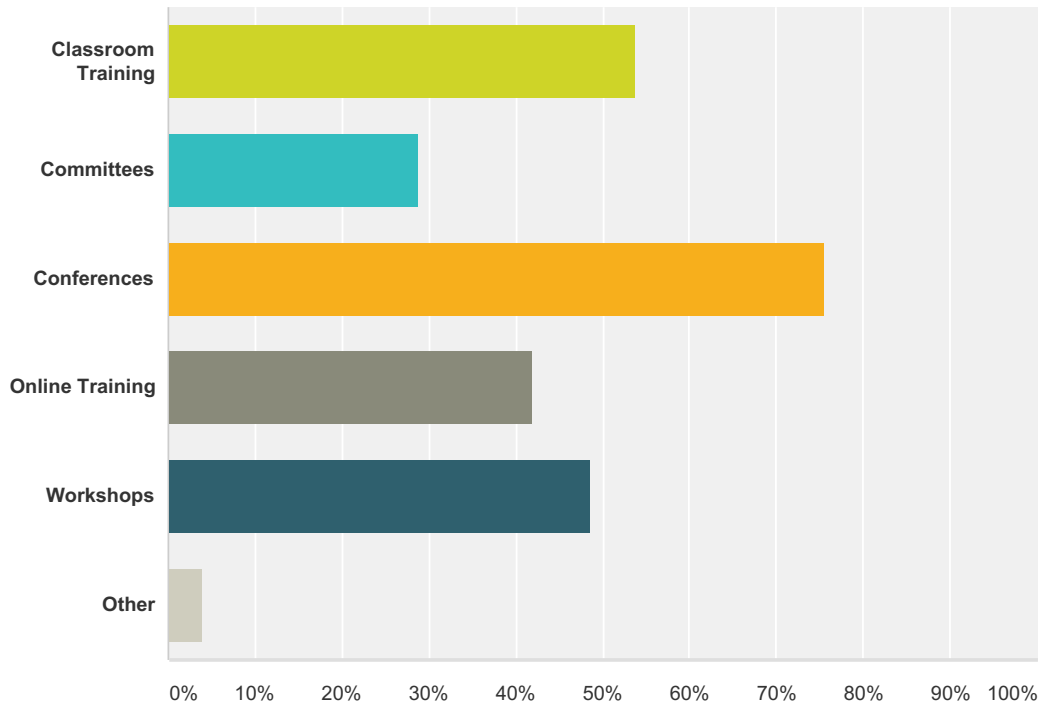
Answered: 505 Skipped: 10



Answer Choices	Responses	Count
Classroom setting (such as GWWI)	35.25%	178
Conferences	70.69%	357
District Meetings	26.53%	134
Online Training	32.67%	165
Workshops	40.59%	205
Total Respondents: 505		

Q15 What type of events have you attended with other professional organizations?

Answered: 505 Skipped: 10

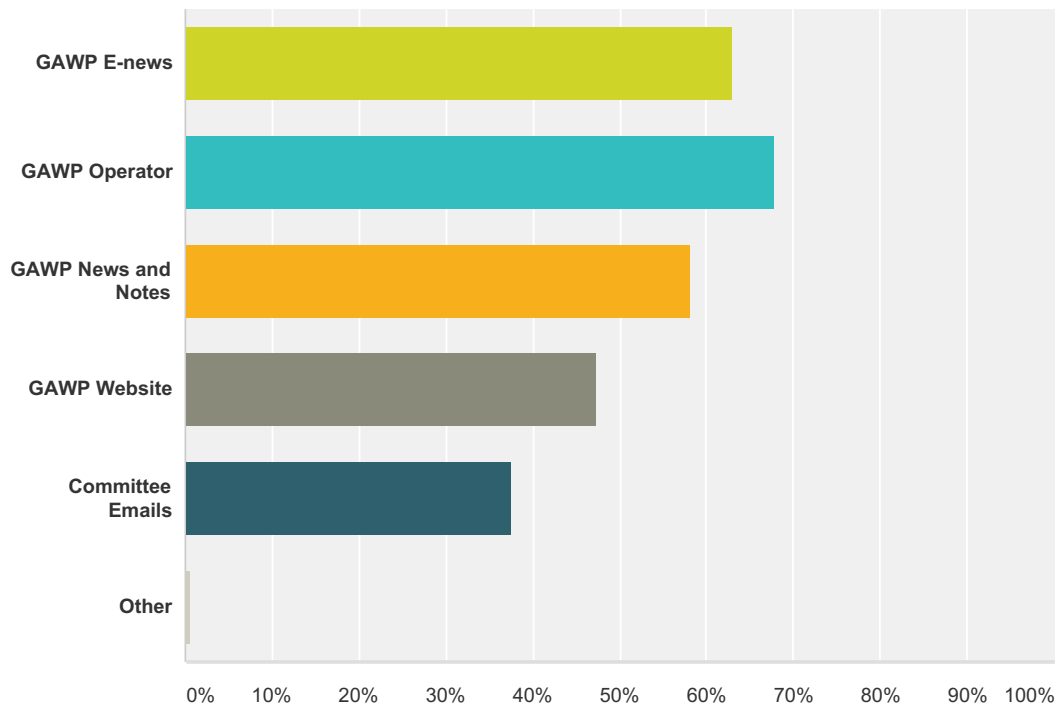


Answer Choices	Responses
Classroom Training	53.86% 272
Committees	28.71% 145
Conferences	75.64% 382
Online Training	41.98% 212
Workshops	48.71% 246
Other	3.96% 20
Total Respondents: 505	

GAWP Membership Survey

Q16 How are you informed about GAWP-related news and events?

Answered: 503 Skipped: 12

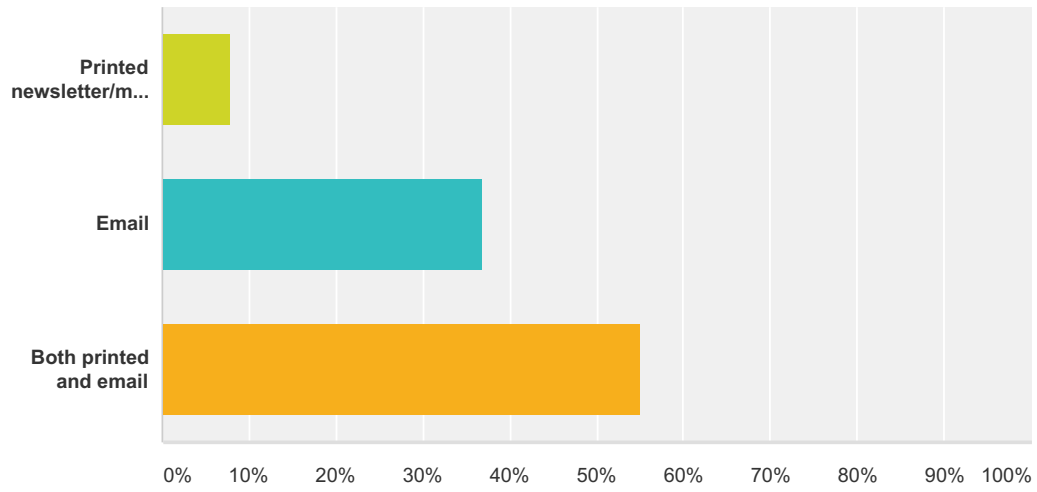


Answer Choices	Responses
GAWP E-news	63.02% 317
GAWP Operator	67.79% 341
GAWP News and Notes	58.25% 293
GAWP Website	47.32% 238
Committee Emails	37.57% 189
Other	0.60% 3
Total Respondents: 503	

GAWP Membership Survey

Q17 How do you prefer to receive GAWP-related news?

Answered: 503 Skipped: 12

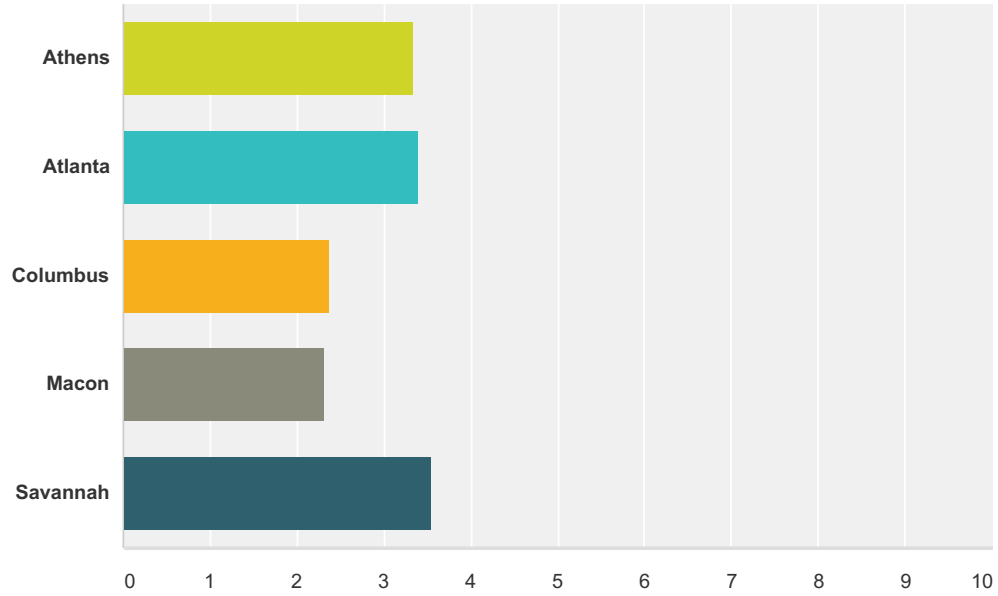


Answer Choices	Responses
Printed newsletter/magazine	7.95% 40
Email	36.98% 186
Both printed and email	55.07% 277
Total	503

GAWP Membership Survey

Q18 Using a scale of 1 (most favorite) to 5 (least favorite), please rank your location preference for the GAWP Annual Conference.

Answered: 503 Skipped: 12



	1	2	3	4	5	Total	Score
Athens	17.10% 86	34.79% 175	23.26% 117	16.10% 81	8.75% 44	503	3.35
Atlanta	24.06% 121	30.42% 153	22.27% 112	8.15% 41	15.11% 76	503	3.40
Columbus	5.17% 26	11.13% 56	25.45% 128	32.80% 165	25.45% 128	503	2.38
Macon	4.57% 23	12.92% 65	19.28% 97	35.79% 180	27.44% 138	503	2.31
Savannah	49.11% 247	10.74% 54	9.74% 49	7.16% 36	23.26% 117	503	3.55

Q19 What suggestions or improvements do you have for GAWP? (optional)

Answered: 92 Skipped: 423

GAWP Membership Survey

Q20 (Optional) If you would like to be entered into a drawing for a GAWP logo dry-fit button polo shirt of your color choice, please enter your name and email address.

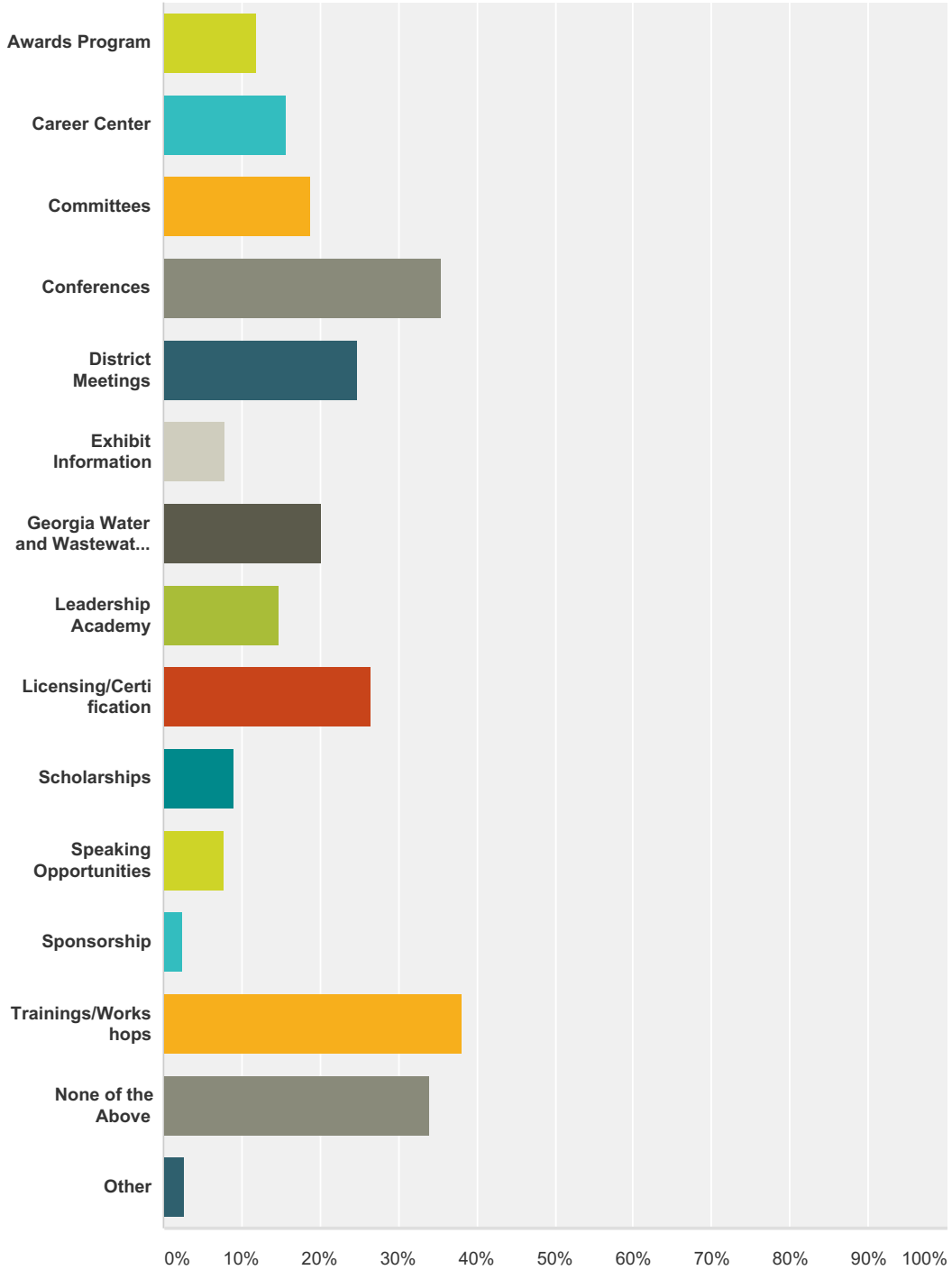
Answered: 293 Skipped: 222

Answer Choices	Responses	
Name:	99.66%	292
Email Address:	100.00%	293

GAWP Membership Survey

Q21 Please indicate if you would like to receive more information about the following areas:

Answered: 498 Skipped: 17



Answer Choices	Responses
Awards Program	11.85% 59

GAWP Membership Survey

Career Center	15.66%	78
Committees	18.88%	94
Conferences	35.54%	177
District Meetings	24.90%	124
Exhibit Information	8.03%	40
Georgia Water and Wastewater Institute	20.28%	101
Leadership Academy	14.86%	74
Licensing/Certification	26.51%	132
Scholarships	9.04%	45
Speaking Opportunities	7.63%	38
Sponsorship	2.41%	12
Trainings/Workshops	38.15%	190
None of the Above	33.94%	169
Other	2.61%	13
Total Respondents: 498		

GAWP Membership Survey

Q22 Gender

Answered: 0 Skipped: 515

! No matching responses.

Answer Choices	Responses
Male	0.00% 0
Female	0.00% 0
Total	0

GAWP Membership Survey

Q23 Age

Answered: 0 Skipped: 515

! No matching responses.

Answer Choices	Responses
< 18	0.00% 0
18-29	0.00% 0
30-44	0.00% 0
45-60	0.00% 0
> 60	0.00% 0
Total	0

GAWP Membership Survey

Q24 Household Income

Answered: 0 Skipped: 515

! No matching responses.

Answer Choices	Responses
\$0 - \$24,999	0.00% 0
\$25,000 - \$49,999	0.00% 0
\$50,000 - \$99,999	0.00% 0
\$100,000 - \$149,999	0.00% 0
\$150,000+	0.00% 0
Total	0

GAWP Membership Survey

Q25 Education

Answered: 0 Skipped: 515

! No matching responses.

Answer Choices	Responses
Less than high school degree	0.00% 0
High school degree	0.00% 0
Some college or Associate degree	0.00% 0
Bachelor degree	0.00% 0
Graduate degree	0.00% 0
Total	0

GAWP Membership Survey

Q26 Location (Census Region)

Answered: 0 Skipped: 515

! No matching responses.

Answer Choices	Responses
New England	0.00% 0
Middle Atlantic	0.00% 0
East North Central	0.00% 0
West North Central	0.00% 0
South Atlantic	0.00% 0
East South Central	0.00% 0
West South Central	0.00% 0
Mountain	0.00% 0
Pacific	0.00% 0
Total	0