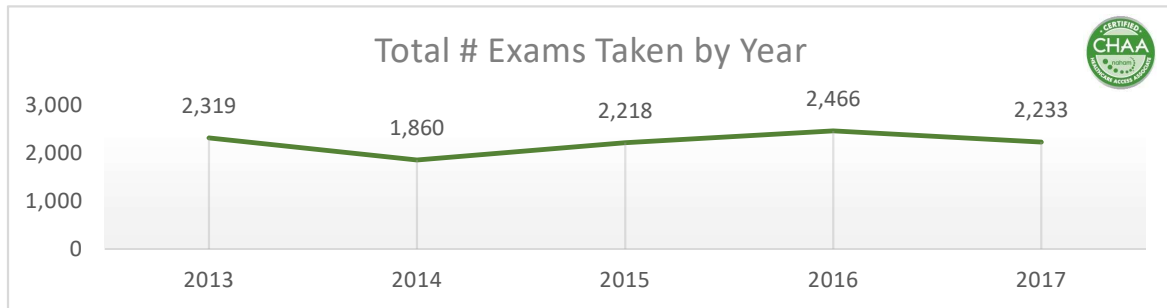




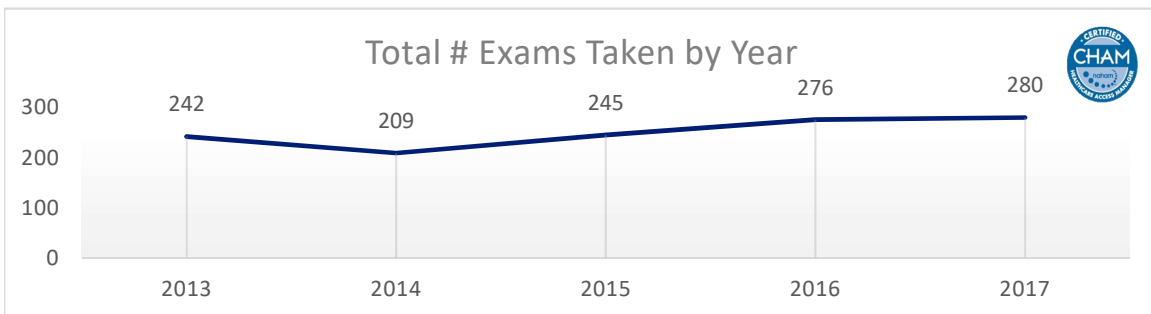
Certified Healthcare Access Associate (CHAA) Annual Exam Statistics

Year	# Tests Taken	# Passed	% Passed	# Failed	% Failed
2013	2,319	1,875	81%	444	19%
2014	1,860	1,448	78%	412	22%
2015	2,218	1,730	78%	488	22%
2016	2,466	1,897	77%	569	23%
2017	2,233	1,707	76%	526	24%



Certified Healthcare Access Manager (CHAM) Annual Exam Statistics

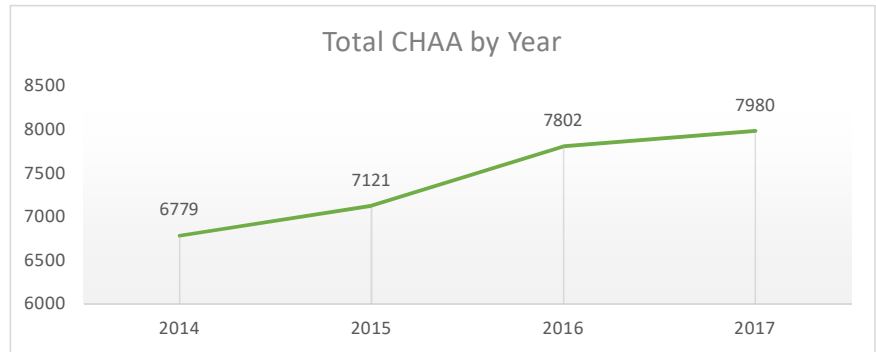
Year	# Tests Taken	# Passed	% Passed	# Failed	% Failed
2013	242	119	49%	123	51%
2014	209	109	52%	100	48%
2015	245	108	43%	137	57%
2016	276	144	52%	132	48%
2017	280	176	63%	104	37%





Total Number of CHAAs by Year

Year	Total CHAA
2014	6779
2015	7121
2016	7802
2017	7980



Year	Total CHAM
2014	736
2015	699
2016	725
2017	765

