

## Headlines on Growth

IN 2015:

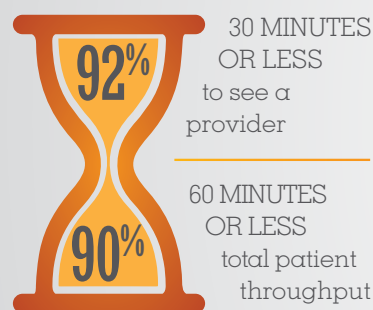
# 96%

Say the number of patient visits **INCREASED**

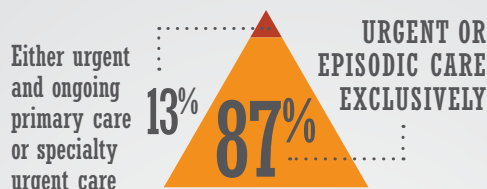
**90%** of urgent care centers anticipated growth in 2016

**73%** acquired or built a new location

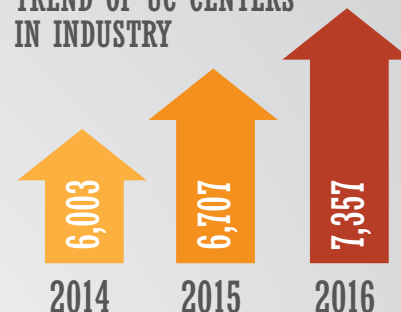
**URGENT CARE CENTERS WAIT:**



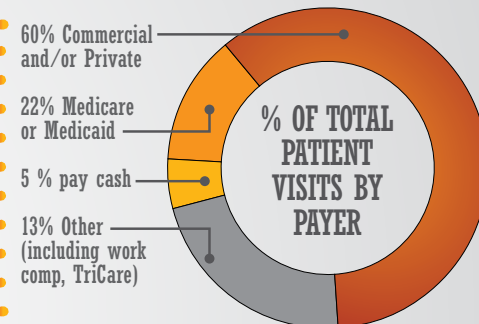
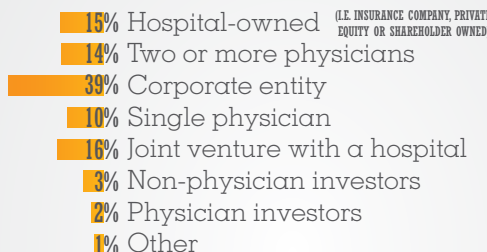
URGENT CARE CENTERS PROVIDE:



**TREND OF UC CENTERS IN INDUSTRY**



**OWNERSHIP:**



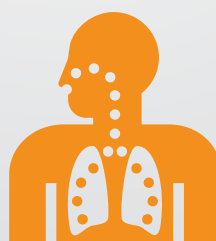
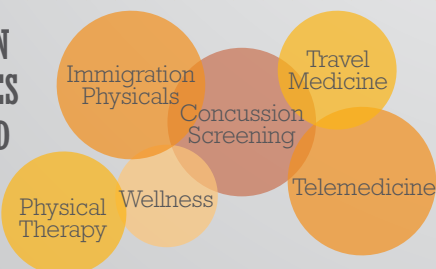
Urgent care centers report an average of nearly 12,000 patient care visits for the 2015 Fiscal Year. They handle an average of **THREE** patient care visits per hour and 32 visits per day.

## Supporting Stats

**7** Average number of exam/treatment **ROOMS**



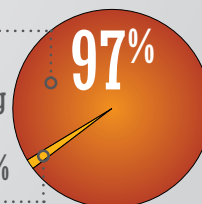
**COMMON SERVICES OFFERED**



**TOP DIAGNOSIS CODES**

- Acute upper respiratory infection
- Acute sinusitis
- Acute pharyngitis
- Cough
- Acute bronchitis

Patients presenting at urgent care centers are in the appropriate care setting



Were diverted to ED **3%**



**TOP PROCEDURE CODES**

- Injection code
- Rapid Strep Test
- Flu Test
- Urinalysis
- Diagnostic Radiology